

Powerful evidence of impact

Pupil Perceptions survey

Effective help for the strategic role extension

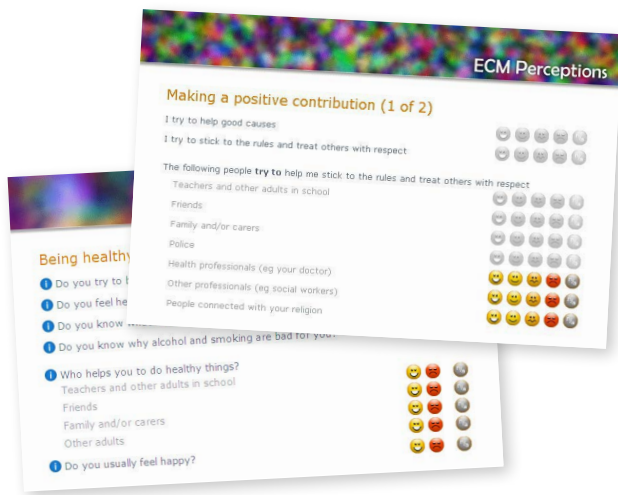
Understanding more about the set of challenges faced by children with a social worker (children in need - CiN) can help to inform the interventions employed by the teams around the children and instigated by Virtual School Heads (VSHs).

Benchmark key data and measure outcomes of strategic interventions.

Gather powerful data

Schools will benefit as much if not more from the valuable information covering all of their children and are therefore more likely to agree to help with the gathering of important data on CiN (and or CiC).

The three part survey looks at the experiences and influences of the individual child in a series of contexts listed below and also records child voice.

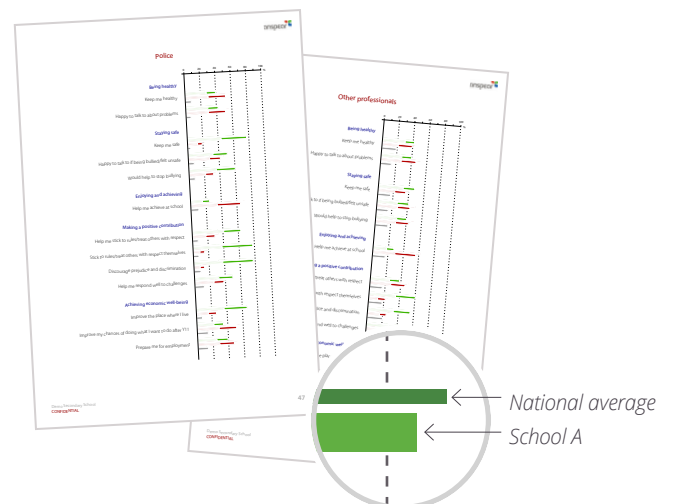


- 1 **Being healthy** – Enjoying good physical and mental health, and living a healthy lifestyle.
- 2 **Staying safe** – Being protected from harm and neglect, and able to look after themselves.
- 3 **Enjoying and achieving** – Getting the most out of life and developing skills for adulthood.
- 4 **Making a positive contribution** – Playing an active part in the community and to society, and not engaging in antisocial or offending behaviour.
- 5 **Achieving economic wellbeing** – Overcoming socioeconomic disadvantages to achieve their full potential in life.

Pupil Perceptions is a well-tried and trusted system, which involves:

- › a friendly, practical online self-evaluation
- › careful data analysis
- › reporting at individual, group, school and authority level
- › calculation of a *Readiness for Learning* (RfL) score for each child
- › a comparative data set for 500,000 respondents to set against results from a school or authority.

CiN and or children in care (CiC) do not need to be singled out publicly – only in the subsequent analysis.



How do your children feel?

Pupil Perceptions will provide insights into the personal health, safety, happiness, sense of belonging and economic wellbeing of CiN relative to other children.

All of this is combined into a **Readiness for Learning** score for each pupil, school, all children in need, in care, and an overview of the whole local authority.

In addition, you will be able to gather evidence on how secondary age CiN across your authority feel about the influences of:

- › teachers and other adults in schools
- › friends
- › family
- › health professionals
- › religious people
- › police
- › other professionals (social workers).

Note:

For children of primary school age, the categories are more limited (teachers/other adults in schools, friends, family/carers and other adults).

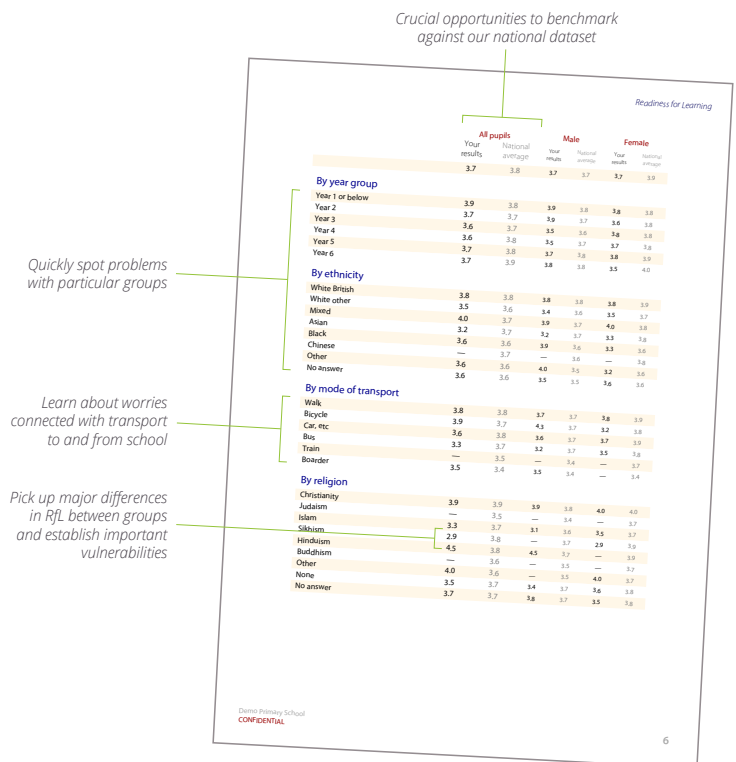
The data will provide answers such as:

- › Do the children feel they are being helped by each of these groups to do healthy things?
- › Do they feel like each of these groups can help to keep them safe?
- › How happy are they talking to each group if they are being bullied?
- › Do they feel supported by these groups in their educational success and preparation for employment?
- › Do they feel like these groups discourage prejudice and discrimination?
- › Do they feel supported at home and in their community?

Deeper analysis of the CiN can reveal where the problems may lie (at home, school, wider community etc) and direct more effective and evidenced action to the groups who will benefit the most.

Filter and compare

- › Understand whether CiN have negative views of teachers, social workers, family, friends, police and religious people, and make evidenced interventions to address these issues.
- › Highlight and evaluate how CiN feel about particular schools.
- › Filter results by year group, gender, ethnicity to isolate issues and present stronger evidence to inform action.



Further deprivation analysis

Pupil Perceptions data can be enhanced when linked to with indexes of deprivation for the home areas of the individuals concerned. This information can reveal correlations between how children feel and the different kinds of deprivation they face.

Once equipped with this evidence, you will be able to report more effectively and target your efforts and those of other (including social workers) more effectively.

Use of *Pupil Perceptions* across a representative sample of schools is included in Anspear's new offer to NAVSH members.

For more information, click the link below.